



BURT'S BEES

bee2bee.com

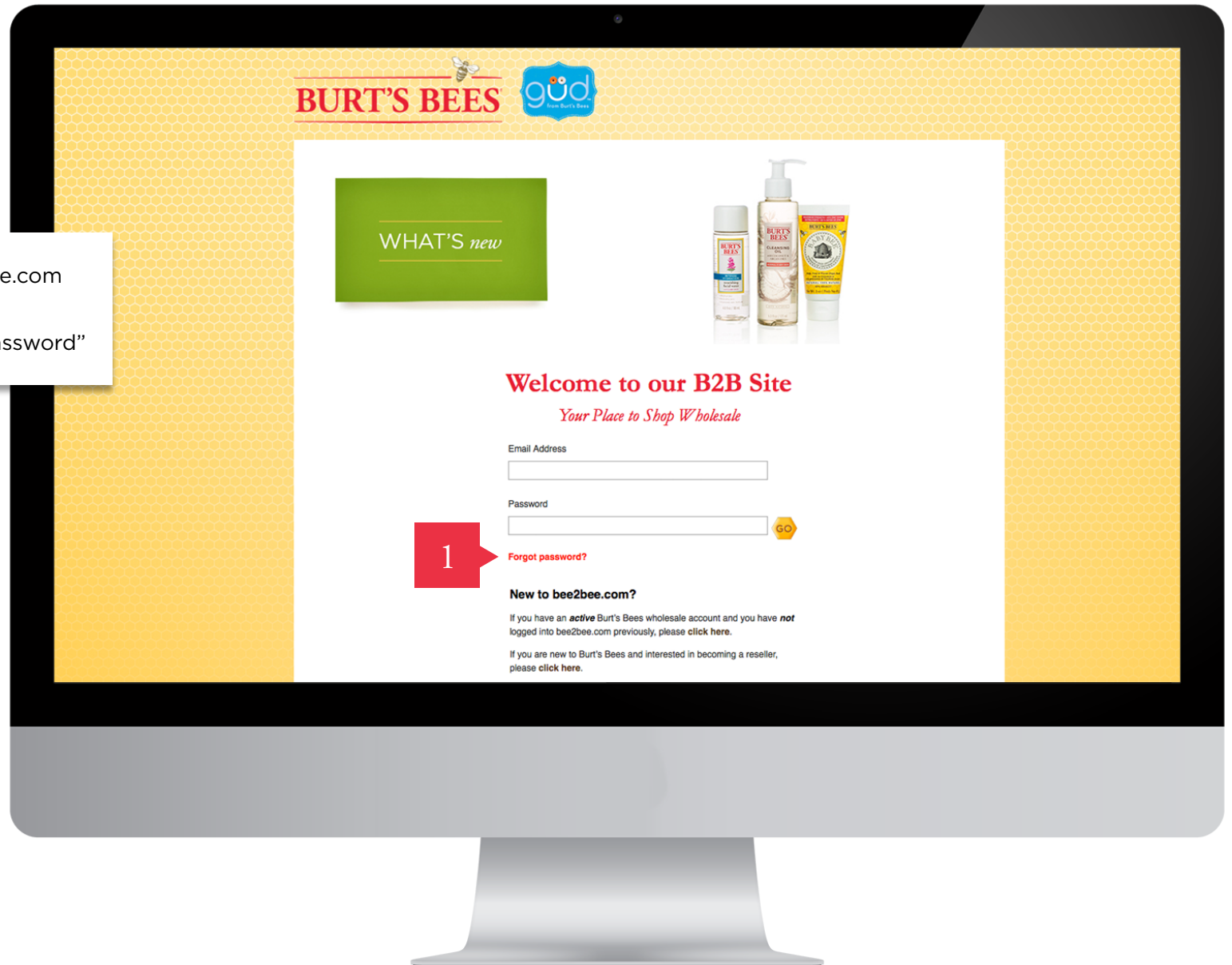
— THE FASTEST WAY TO GET YOUR ORDER —




REQUEST A PASSWORD - Step 1

* Go to www.bee2bee.com

1 Click on "Forgot Password"




REQUEST A PASSWORD – Step 2



1 Enter your store's login email address

2 Click "send my password"

REQUEST A PASSWORD - Step 3



1 In the email click on the link to change your password.

Please Reset Your Password

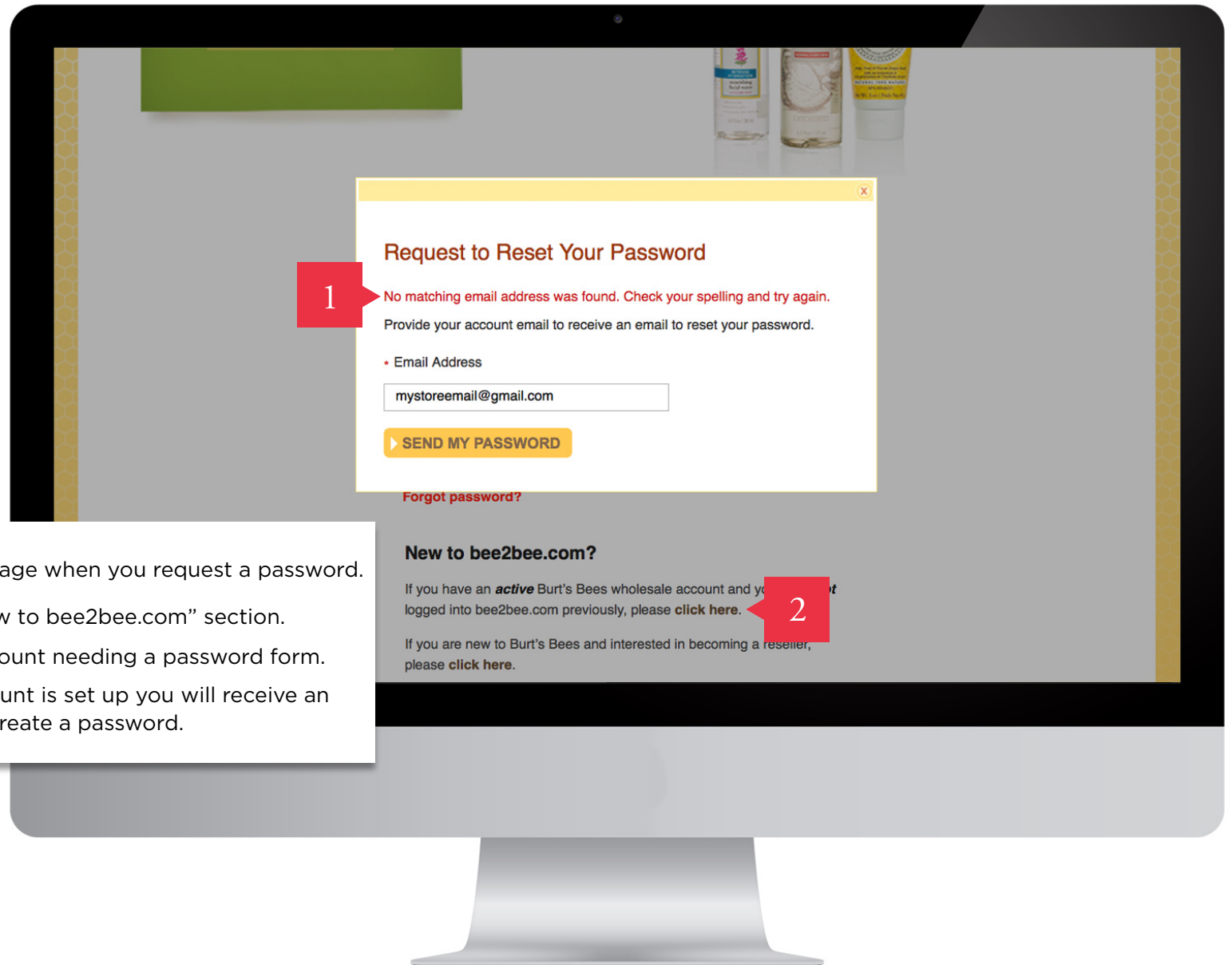
Hello Valued Customer,

There has been a request to change the password associated with your email address. To change your password, click [here](#).

If you have any questions, please call our team of advisers at [1-866-522-4757](tel:1-866-522-4757).

1

RESET YOUR PASSWORD – Step 1



1

Request to Reset Your Password

No matching email address was found. Check your spelling and try again.

Provide your account email to receive an email to reset your password.

• Email Address

▶ SEND MY PASSWORD

[Forgot password?](#)

New to bee2bee.com?

If you have an **active** Burt's Bees wholesale account and you have not logged into bee2bee.com previously, please [click here](#).

If you are new to Burt's Bees and interested in becoming a reseller, please [click here](#).

2

1 If you get an error message when you request a password.

2 Click the link in the “New to bee2bee.com” section.

- Fill out the Active Account needing a password form.
- Once your online account is set up you will receive an email with a LINK to create a password.

LOG IN

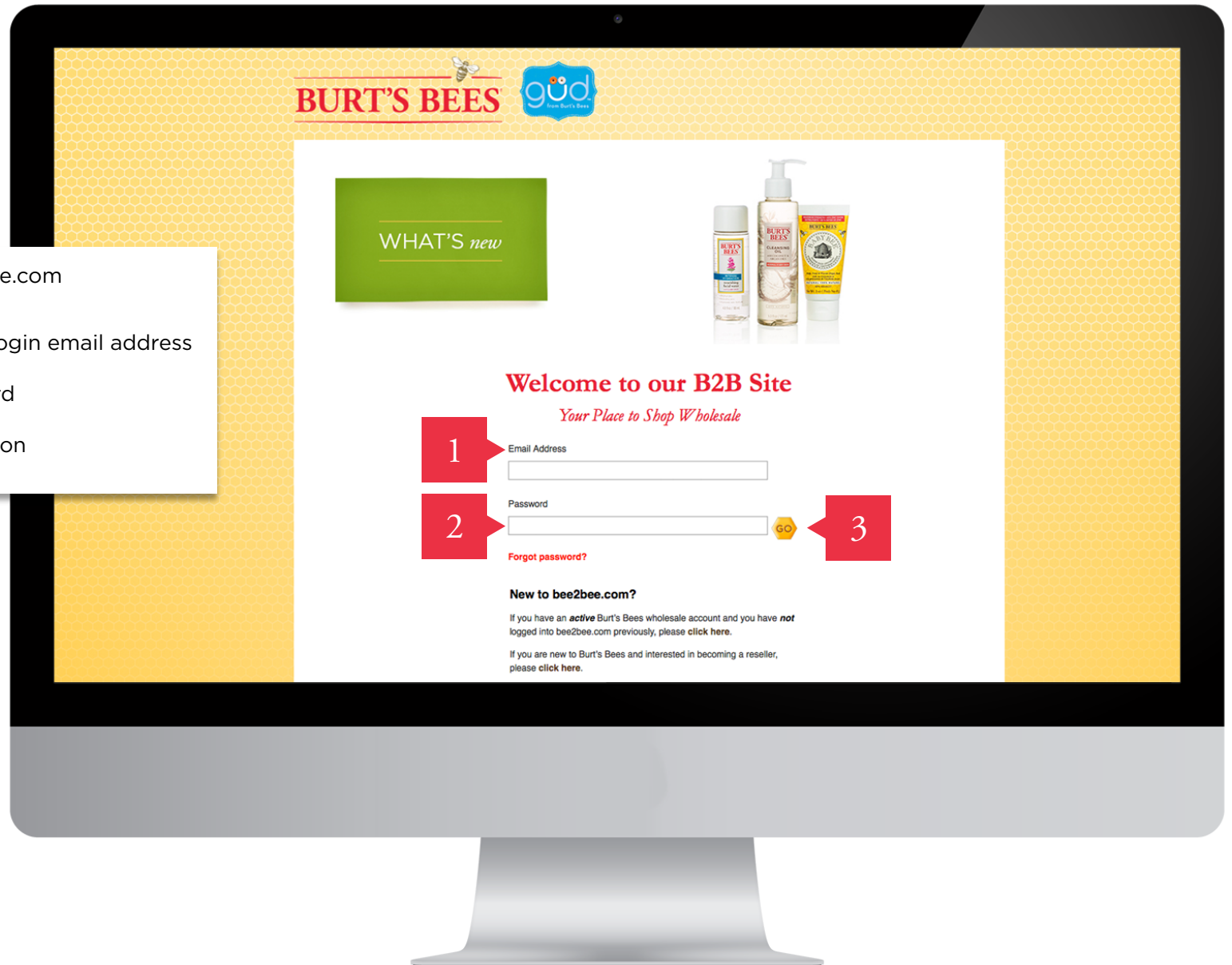
Order online step by step

* Go to www.bee2bee.com

1 Enter your store's login email address

2 Enter your password

3 Click the "GO" button



LOG IN – SELECT YOUR STORE

Order online step by step

- 1 Select your store location
- 2 Press the “Continue” button

